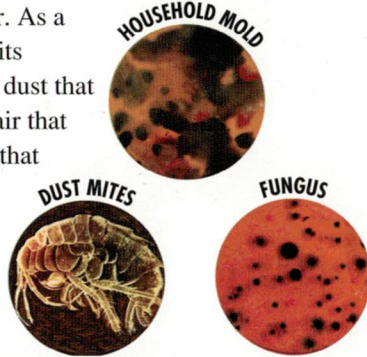


WHY YOUR FILTER CAN'T KEEP CONTAMINANTS OUT OF YOUR DUCTS.

No filter, not even the expensive electrostatic kind, is 100% effective at filtering out contaminants from your duct system. What's more, harmful contaminants also get into your ducts from other places aside from where your filter is located. As you can see in the diagram below, once air goes through your filter it's sucked through the machinery that makes up your furnace or air conditioner. As a result, every time your system turns on, its moving parts and vibration shake up the dust that typically settles in your ducts—and the air that just went through your filter now blows that dust into your home. In addition, the process of heating or cooling your home creates the kind of temperature and humidity changes in your ducts that enable the growth of unhealthy mold, fungus and bacteria.




HOW TO TELL IF YOU HAVE AIR DUCT CONTAMINANTS THAT COULD HARM YOU.

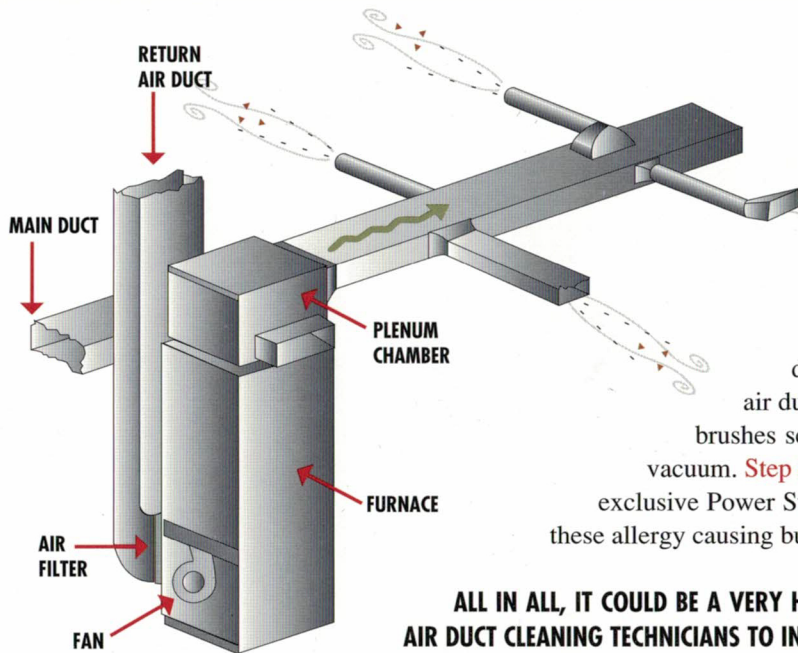
While unhealthy contaminants are mostly microscopic, there are some ways for you to detect if these bugs might be blowing out of your ducts and into the air you breathe. Do people who live in your home suffer from allergy, sinus or bronchial problems? (Airborne contaminants in the home are a major cause of these illnesses.) Are there soiled or discolored areas around your vent covers? Any unusual odors when the furnace or air conditioning is operating? Have you experienced a recent fire, water loss or flooding? How about recent remodeling or construction? If you have even the slightest suspicion that your ducts may be contaminated, now is the time to call us and to find out for sure. Like good health, the earlier you discover a problem the easier it is to cure it.



BEFORE CLEANING



AFTER CLEANING



NO-OBLIGATION ANALYSIS. NO-NONSENSE EQUIPMENT. THOROUGH CLEANING PROCEDURES.

We are located in your immediate area, so our service can be performed promptly and to meet your schedule. The cost for our services is extremely competitive when you consider the measures we take to do a thorough "source removal". With our multi-step procedures, we are unmatched in our thoroughness. **Step #1:** A high-powered vacuum is attached to your air system to collect dust and debris removing 99.97% of harmful contaminants. **Step #2:** High pressure compressed air and special nozzles dislodge light dust and blow it towards the vacuum. While this is where other air duct cleaning companies stop, we've only begun. **Step #3:** Special "Soft Touch" brushes scrub interior surfaces clean. **Step #4:** Compressed air blasts dirt away to the vacuum. **Step #5:** A power brush system may be used to mechanically brush insides with an exclusive Power Strap Head that agitates the dirt loose. **Step #6:** If mold or mildew is suspected, these allergy causing bugs are eliminated through our application of an EPA registered sanitizer.

ALL IN ALL, IT COULD BE A VERY HEALTHY DECISION FOR YOU TO SCHEDULE A TIME FOR ONE OF OUR PROFESSIONAL AIR DUCT CLEANING TECHNICIANS TO INSPECT YOUR SYSTEM. CALL THE NUMBER LISTED ON THE BACK: WE'LL HELP TO CLEAR THE AIR EVEN BEFORE WE COME TO SEE YOU.